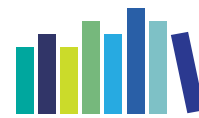


Powered by the Lexile Framework®



SCHOLASTIC
Literacy Pro
Assess for Success



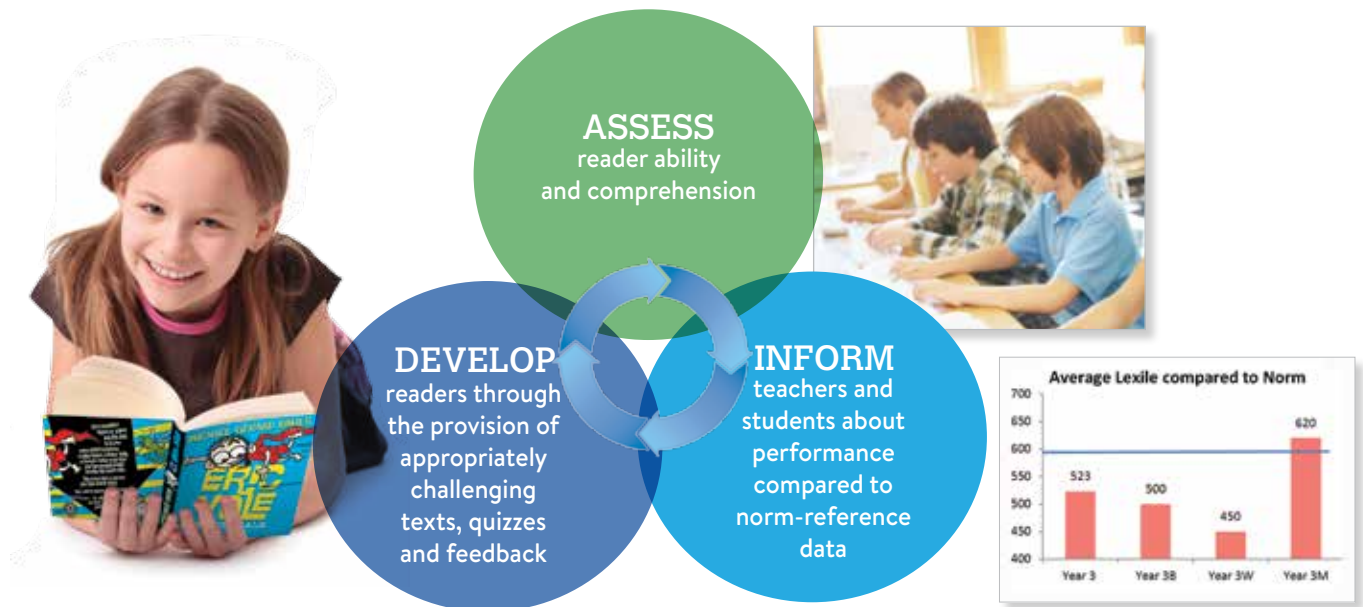
Assess
your readers to
Inform
your teachers and
students and
Develop
reading success

SCHOLASTIC
Learning Zone

Part of the NEW Scholastic Learning Zone

Why does Literacy Pro help develop successful readers?

Literacy Pro is a research-based, online assessment resource that provides teachers with evidence-based data so they are informed when making teaching/learning decisions to develop their students into successful, proficient readers.


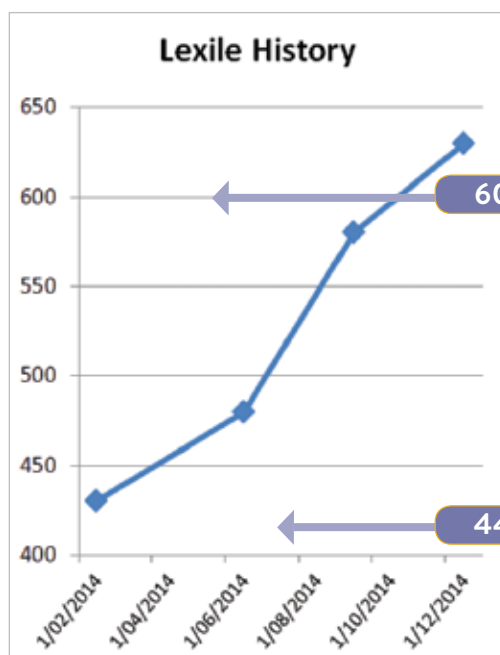


Literacy Pro is powered by The Lexile Framework®


The **Lexile Framework®** has been developed by MetaMetrics Inc. based on 20+ years of research. The Lexile data in Literacy Pro measures two critical aspects relevant to **reading comprehension development**:

- 1. Student Reading Ability**—through the Lexile test
- 2. Text Complexity**—analysis of Lexile level of books and other texts.

© Lexile, Lexile Framework and the Lexile symbol are U.S. registered trademarks of MetaMetrics Inc.



"You know how some librarians like shushing people? Well, not Mrs Booth. She's not a shusher. She's a shushee! When she's not humming or singing to herself, she's going around talking and joking with everyone. And then someone will come in the library and she'll call out something like, 'Oooooo, Norbet! You're into wrestling, monster cars and cake decorating, aren't you? Well, have I got just the book for you!'"



"I live in a farm house. There's no farm here any more though. Before I was born, this house sat in the middle of paddocks. They stretched from Cooper's Creek to the top of the ridge. My granddad had hundreds of sheep, and a few horses too.

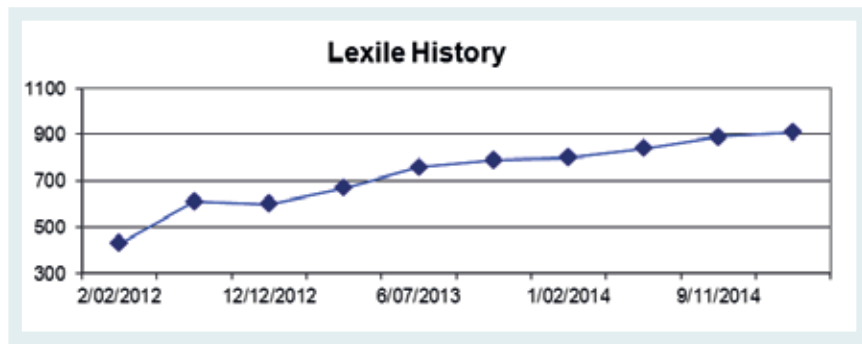
Over time, the farm shrank like wool in the wash. Now there are houses where sheep used to graze."

How is student reading ability assessed?

Students take the Lexile test that adapts to their responses.

Literacy Pro assesses students' **reading comprehension** through the **adaptive Lexile test**. It determines their Lexile Reading Measure.

A student starts the test on an average Lexile item for their year level. If a student answers a question correctly, he/she is given a more challenging question. If the student answers the question incorrectly, a question at a lower Lexile is posed. After approximately 20 questions, the student's Lexile is able to be determined.



The Lexile scale is a continuous developmental scale. Literacy Pro gathers the results from Lexile tests over time, so a student's **reading development** is able to be tracked.

How is Lexile text complexity analysed?

The Lexile of a text is determined by computer analysis of the semantics and syntax of the complete prose text of a book.

MetaMetrics research shows that the two strongest **predictors of textual complexity** for independent readers are **semantics** and **syntax**. When a text is analysed to obtain a Lexile, all the prose text is taken into account.

Other factors that influence the Lexile include:

- The author's **writing style**
- The **type of text**. For instance, nonfiction texts tend to Lexile higher than fiction.

The Lexile analysis cannot take into account **subjective factors** such as the sophistication of themes in a book, or the background knowledge of the reader.



The cat was sleeping in the warm sun. Suddenly, she was awoken by barking a dog. Arf, arf, arf, arf. The cat looked straight at the dog. It was not afraid. The cat jumped down on the ground and chased the dog. The dog was surprised. It ran and hid under some bushes. The cat was happy as it went back to its sunny perch.

Same story—Different Lexile Level!



The cat was snoozing on the windowsill in the warm sun. Suddenly, she was awoken from her slumber by the loud yapping of a dog. Arf, arf, arf, arf. The cat twitched its whiskers and stared straight at the dog. The dog was jumping up and down trying to scare the cat, but the cat was not afraid. The cat sprang to life and leaped down on the ground and chased after the dog. The dog wasn't brave at all and scurried and hid under some bushes. The cat purred as it trotted back to its sunny perch.

How is student reading ability assessed?

There are three key sources of data:

- The Lexile test
- Norm-referenced research data gathered by MetaMetrics, and
- Online comprehension quizzes.

Stoneridge Primary School is used as a sample Literacy Pro School

Lexile Test Data

Average Lexile is the current average, by year or class.

Average Lexile Growth shows the change between the starting and current Lexiles.

Reading Proficiency shows the mix of students' reading ability compared to the level of texts they are expected to read.



Quiz Data

Average Quiz Score from all online quizzes taken in the current year.

Quiz Pass Rate summarises the percentage of quizzes passed.

Number of Quizzes taken is a total of all quizzes taken.

Words Read is a total of the words in books students have comprehended.

Norm-referenced Data

End-of-year average Lexile, expected Lexile growth, proficiency benchmarks.

What type of reports are available using the Lexile Reading Measure?

Reports are consolidated at the school, year or class level, and available by student. Some reports use norm-referenced data gathered by MetaMetrics on hundreds of thousands of students.

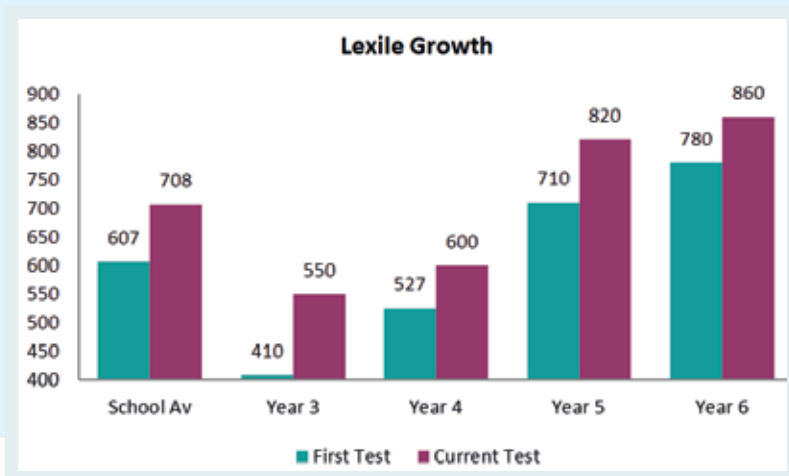
Data → Information for the Leadership Team from Stoneridge Primary School

Year 3 has shown the greatest growth, but is also starting from the lowest base.

Year 4 has shown the smallest growth from beginning of the year to current test.

Years 5 and 6 have shown reasonable growth.

All year levels are performing above the year level below them. However, the variance between Years 3 and 4 is not large, while there is a 220L gap between Year 4 and 5.



How do educators compare their students' performance to others?

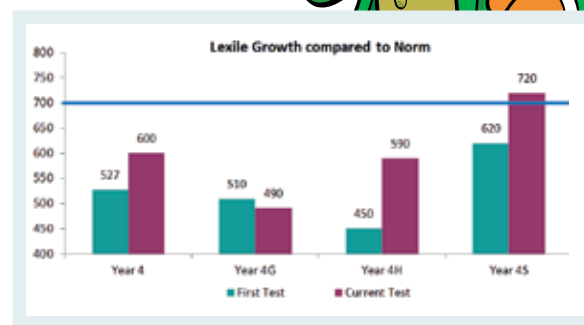
Literacy Pro uses MetaMetrics norm-referenced data to identify the average end-of-year Lexile.

Data → Information for teachers of Year 4 at Stoneridge

Year 4H is showing good growth and tracking towards reaching the norm by end-of-year.

Year 4G is currently about 200L below norm, and their Lexile average has declined. They could benefit from the teaching approach used in 4H to accelerate their growth.

Year 4S has exceeded the norm for the year, and should continue to be extended.



What Lexile growth is expected?

MetaMetrics-conducted research to find the expected Lexile growth for students based on starting Lexile and year level. This data may be used to forecast growth, set goals and identify gaps that might need specific intervention, and evaluate actual development.

Data → Information for a class teacher at Stoneridge

Alice is expected to show the largest growth of 180L to 510L. However, she will finish with a gap of nearly 200L to the norm. She needs specific intervention to close the gap.

Harry is expected to show the smallest growth of 90L to 750L. He should exceed the norm and his goal would be to exceed the expected growth.

There is also a report that shows Current Lexile, expected end-of-year Lexile and Norm.



What is Lexile reading proficiency?

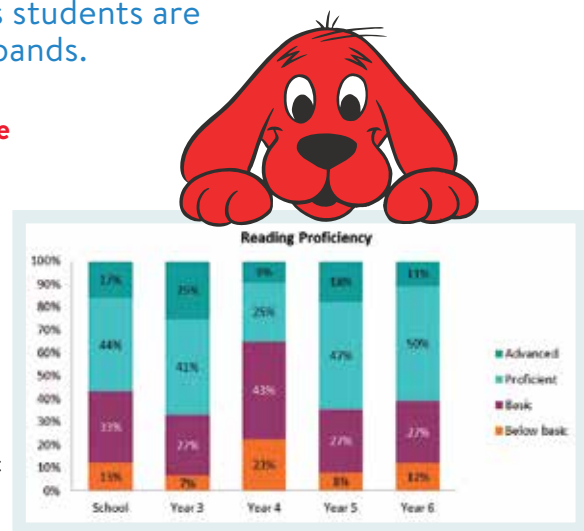
Reading proficiency is being able to read the texts expected for a year level. MetaMetrics has benchmarked the Lexile of texts students are expected to read and identified four proficiency bands.

Data → Information for the Leadership Team at Stoneridge

Year 3 has 66%, Year 5 has 65% and Year 6 has 61% of students reading at proficiency or above. These students should be able to read texts expected of them.

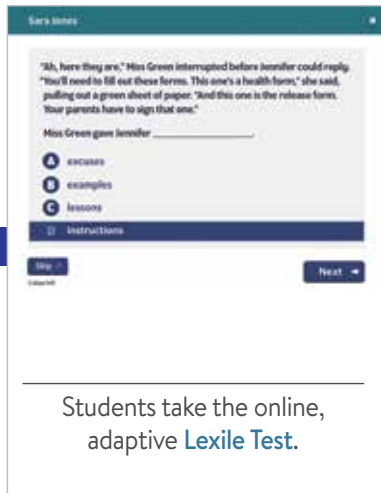
Year 4 only has 34% reading at or above proficiency and 66% at basic or below. So most of the students in this cohort would struggle with the texts they are expected to read.

Students at basic proficiency may require simpler texts or more support. Students at below basic will require specific assistance or intervention to read expected texts.

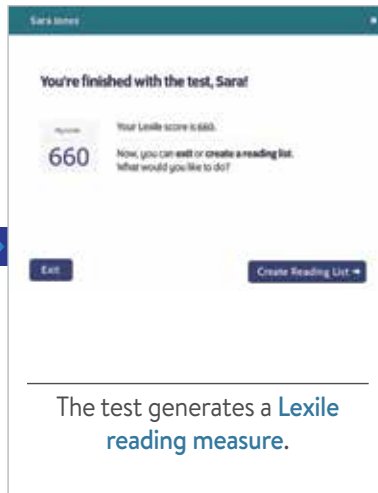


How do students develop their reading skills?

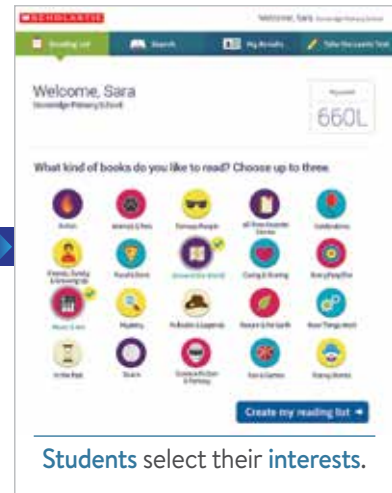
Students are guided towards texts that will challenge but not frustrate them.

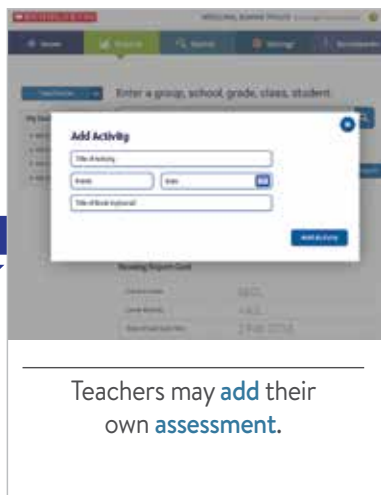
Students take the online, adaptive Lexile Test.



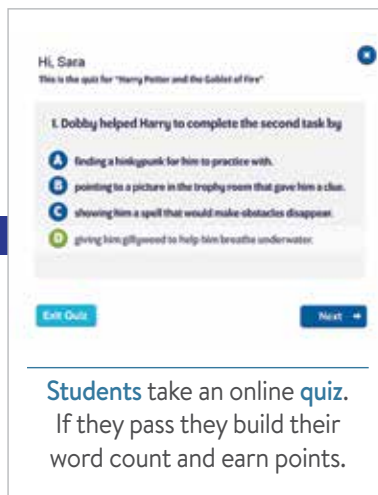
The test generates a Lexile reading measure.



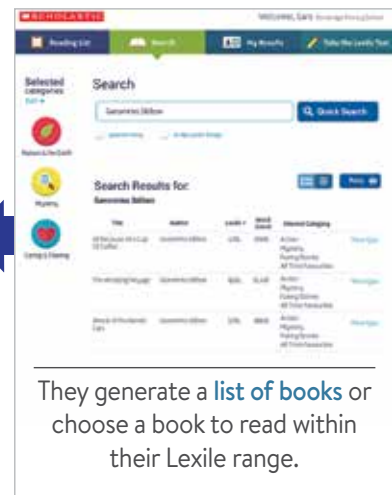
Students select their interests.



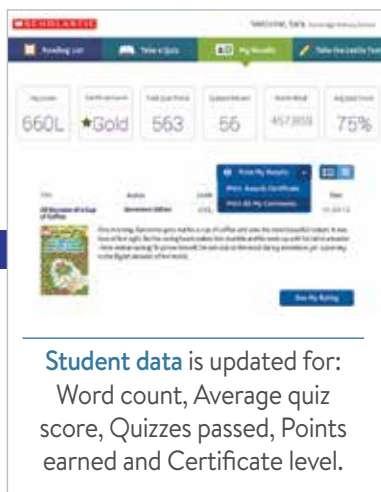
Teachers may add their own assessment.



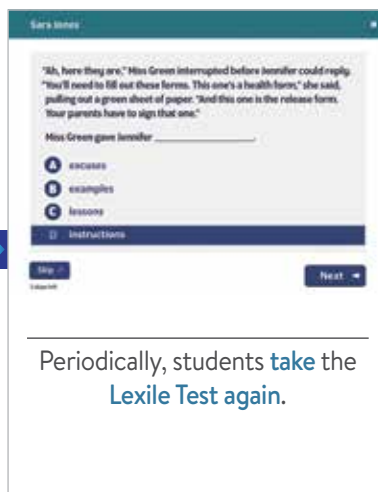
Students take an online quiz. If they pass they build their word count and earn points.



They generate a list of books or choose a book to read within their Lexile range.



Student data is updated for:
Word count, Average quiz score, Quizzes passed, Points earned and Certificate level.



Periodically, students take the Lexile Test again.



What information does a student's quiz data provide for teachers?

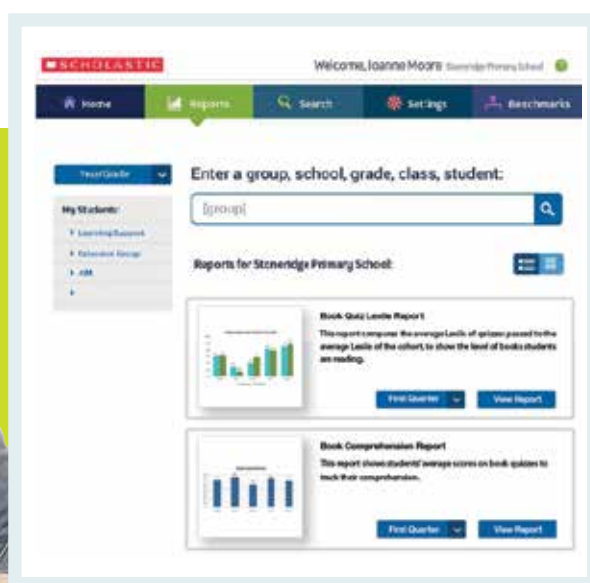
Quiz data adds to a teacher's profile of student reading development, through the Reading Report Card.

According to Sara's Reading Report card she has passed 56 out of 62 quizzes attempted, with an average quiz score of 78%.

However, when examining the average Lexile of the books she has been reading, it seems Sara is reading well below her current Lexile, so she is not really being challenged. This may be why her Lexile growth of 40L is moderate.

Reading Report Card

Current Lexile	660L
Lexile Growth	+40L
Date of last Lexile Test	2 Feb 2013
Proficiency Band	Above Average
Current Certificate Level	★ Gold
Quizzes attempted and passed	62/56
Average Quiz Score	78%
Lexile of Quizzes passed	484
Words read	398, 256
Points earned	256



For teachers, there are several other reports available that consolidate the quiz data.

These include:

- Book Comprehension Report
- Book Quiz Lexile Report
- Word Count
- Points Earned
- Quiz Pass Rate
- Certificates Awarded.

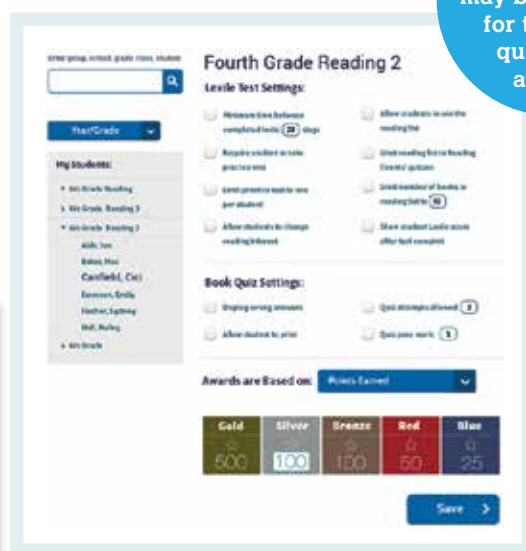
What other Literacy Pro information is available for teachers?

There are several classroom management reports and some for communicating with parents.

Literacy Pro includes reports that provide:

- Consolidated quiz data
- Alerts
- Certificates
- Letters to parents

	Met today's goal in 14 days	Required 1 or more attempts to pass quiz	Scored below 70% on last 3 quizzes	Has not passed at least 3 quizzes above student's Lexile	Able to pass quizzes on books of higher Lexile	Selected books significantly below Lexile	Met today's goal Lexile
Word Adams	X						
Buffy Brown							
Chris Cassidy							
Drew Davis							
Edgar Edwards							
Frank Frank	X		X	X			
Grace Green							
Heidi Hall							
Isabel Jones							



Literacy Pro's default settings may be changed for the tests, quizzes or awards

What do you need to use Literacy Pro?

School Registration for Literacy Pro through Scholastic Learning Zone

- Access to Literacy Pro database of 10,000 Lexiled titles
- Support for initial student set up and organisation
- Match of school library titles with Literacy Pro database
- School, year, class and student reports for Lexile growth
- Use of norm-referenced data from MetaMetrics Research
- Functionality to print or review student tests and quizzes
- Mobile device enabled.

School-year Student Literacy Pro Subscriptions

- Assessment through online adaptive Lexile test
- Search functionality by interests, title, author, Lexile range
- Access to all available quizzes
- Access to title information about newly Lexiled books
- Access to new quizzes added each term
- Data able to be stored and reported across multiple years.

Literacy Pro eBook, Subscriptions and Books!

eBook Subscriptions

Part of Scholastic Learning Zone

- BookFlix
- TrueFlix
- Literacy Pro Library.

Books for new quizzes made available each term

- Some books imported specifically for Literacy Pro
- Sourced from a range of Australian and international publishers.

